

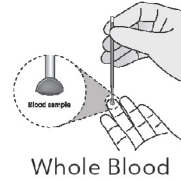
STANDARD F CRP FIA SD BIOSENSOR

STANDARD F CRP performs quantitative analysis on CRP (C-Reactive Protein) in serum, plasma and whole blood using immunochromatography. The measurement of CRP provides information for the detection and evaluation of infection, tissue injury, in ammatory disorders and associated diseases.

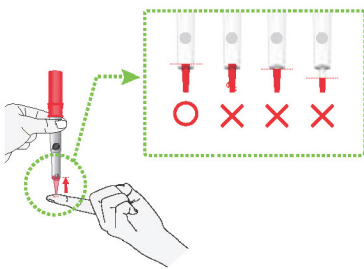


Specification	
Intended use	Quantitative measurement of CRP level for the clinical management of infection
Specimen Type	Whole Blood, Serum, Plasma
Specimen Volume	5 µl
Measurement Range	1 - 150 mg/L (Whole blood) 1 - 130 mg/L (Serum, Plasma)
Reference Range	≤ 10.0 mg/L
Testing Time	3 mins
Storage Conditions	2-30°C / 36-86°F

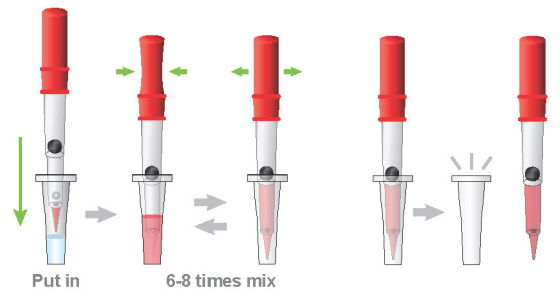
METHODS OF SAMPLE COLLECTION



TEST PROCEDURE



Collect 5 µl of sample. Finger tip blood can be used.



Mix collected sample with an extraction buffer until a latex tablet dissolves perfectly.

Collect all the mixture with a Spoit™(Red).



Apply the sample mixture into the sample well of the test device.

INTERPRETATION OF RESULT

STANDARD F Analyzers used with STANDARD F CRP reads CRP concentration between 1.0-150mg/L for capillary or venous whole blood sample and 1.0-130mg/L for plasma or serum sample. If the result is below 1.0mg/L for whole blood, serum or plasma it will be reported as "↓1.0mg/L". If the result is above 150mg/L for whole blood and 130mg/L for serum of plasma, it will be reported as "↑150mg/L" and "↑130mg/L" each.

METHOD COMPARISON

Reference Method vs STANDARD F PCT

Correlation vs Roche cobas	$Y=0.9979x; r=0.9966; n=120$
CV%	QCL=2.1% / QCM=3.0% / QCH=4.2v %
Differ(%)	Within 15%

ORDERING INFORMATION

Category	Product	Pack Size
Inflammation	STANDARD F CRP FIA	20 Test
	SDB CRP Control	Lv1 x 10 / Lv2 x 10